

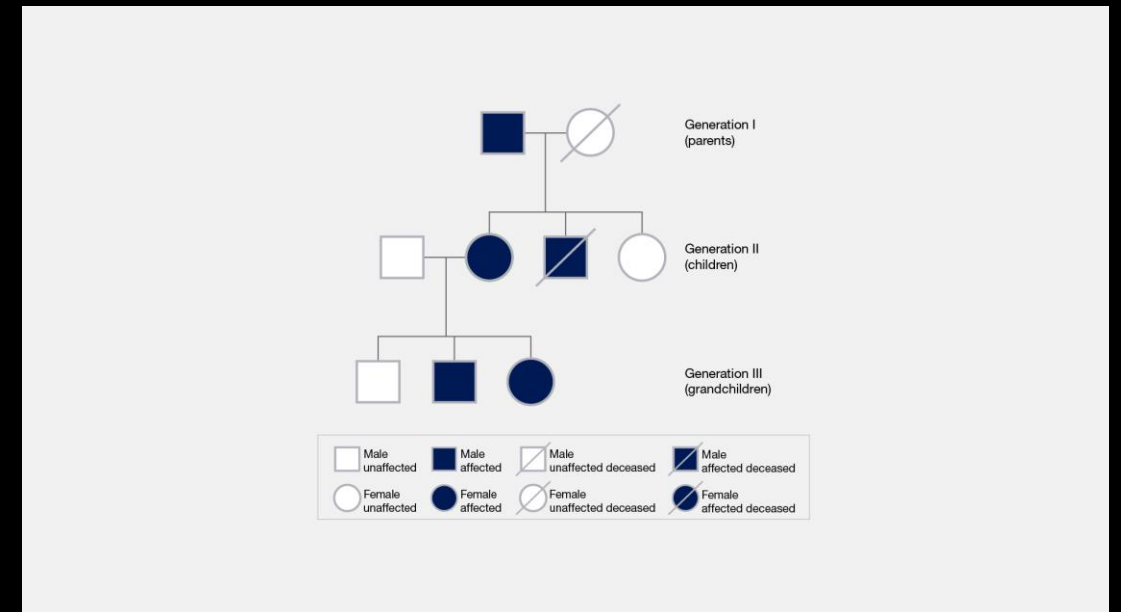


Sending Blood Samples to Dr. Wissinger

1. Contacted Prof. Dr. Wissinger via email at;
Bernd.Wissinger@med.uni-tuebingen.de
2. Dr. Wissinger responded and provided the required documents.

Sending Blood Samples to Dr. Wissinger

3. Create a Family Pedigree listing your family tree indicating those who have BCM. Sara with BCM Families can assist you with creating this document.



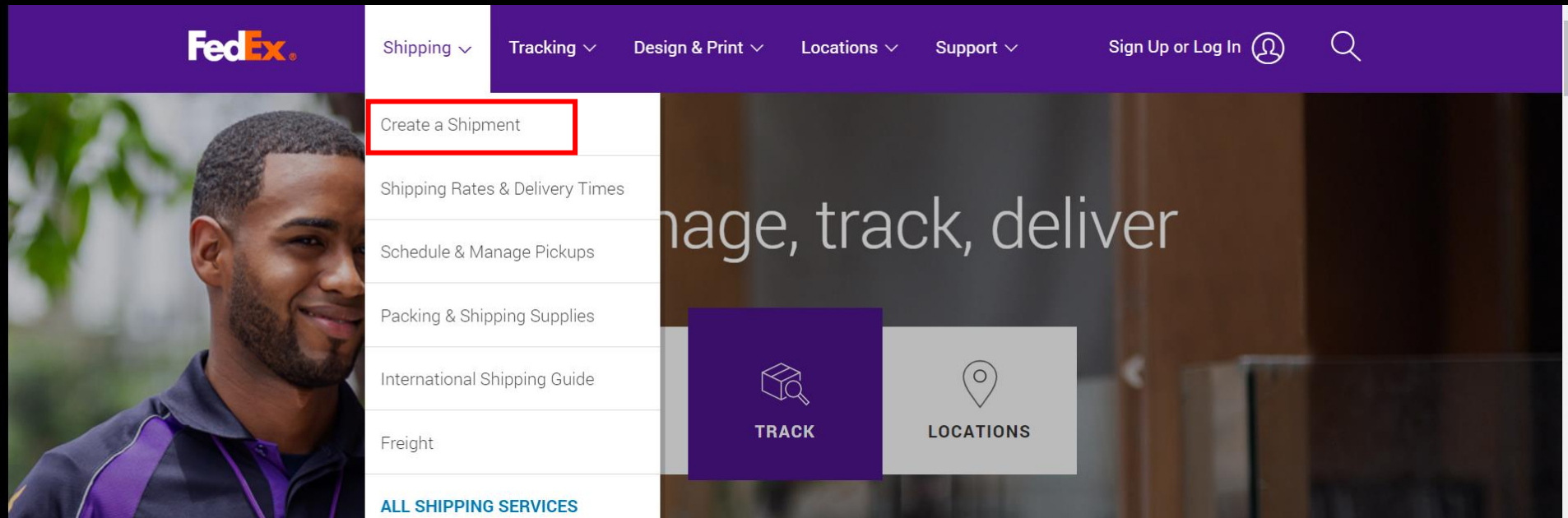
Sending Blood Samples to Dr. Wissinger

3. Went to Fed Ex and asked for a small shipping box and a packing sleeve.



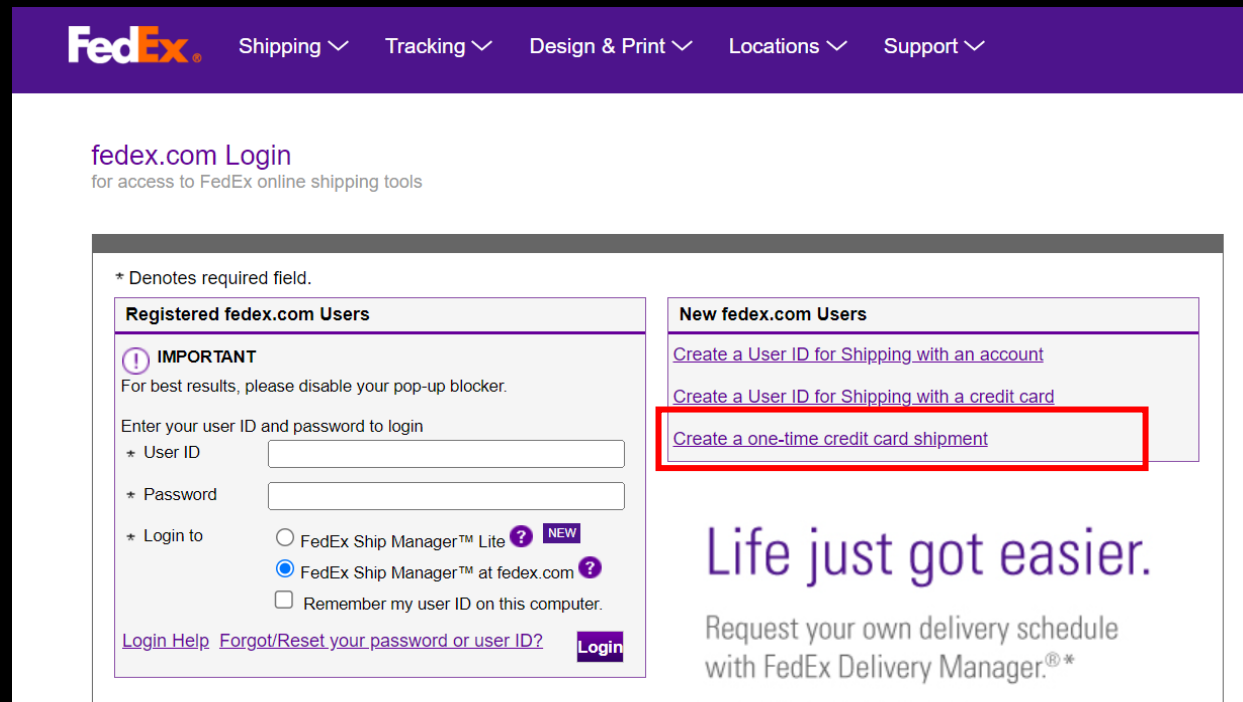
Sending Blood Samples to Dr. Wissinger

4. Went to Fedex.com and selected the Create A Shipment from the Shipping menu.



Sending Blood Samples to Dr. Wissinger

5. Select the Create a one-time credit card shipment if you don't have a FedEx account. If you have one, simply log in.



The screenshot shows the FedEx.com Login page. At the top, there is a purple navigation bar with the FedEx logo and links for Shipping, Tracking, Design & Print, Locations, and Support. Below the navigation bar, the page title is "fedex.com Login" with the subtitle "for access to FedEx online shipping tools".

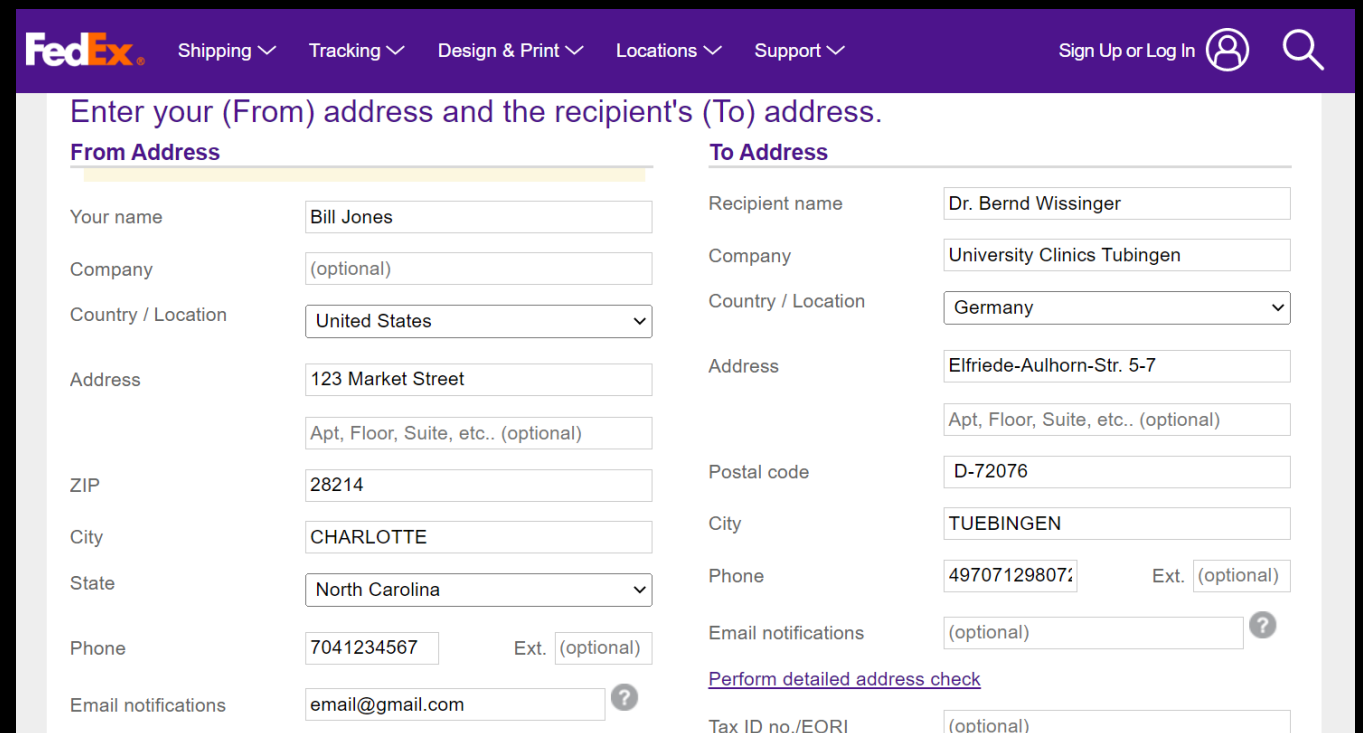
The main content area is divided into two sections:

- Registered fedex.com Users:** This section contains an "IMPORTANT" notice about disabling pop-up blockers, followed by login fields for "User ID" and "Password". Below these are radio buttons for "Login to" options: "FedEx Ship Manager™ Lite" (marked as NEW), "FedEx Ship Manager™ at fedex.com" (selected), and "Remember my user ID on this computer." There are also links for "Login Help" and "Forgot/Reset your password or user ID?" and a "Login" button.
- New fedex.com Users:** This section contains three links: "Create a User ID for Shipping with an account", "Create a User ID for Shipping with a credit card", and "Create a one-time credit card shipment". The "Create a one-time credit card shipment" link is highlighted with a red rectangular box.

At the bottom right of the page, there is a promotional message: "Life just got easier. Request your own delivery schedule with FedEx Delivery Manager.®**"

Sending Blood Samples to Dr. Wissinger

6. Enter the address info. You can find Dr. Wissinger's address in the required documents provided.

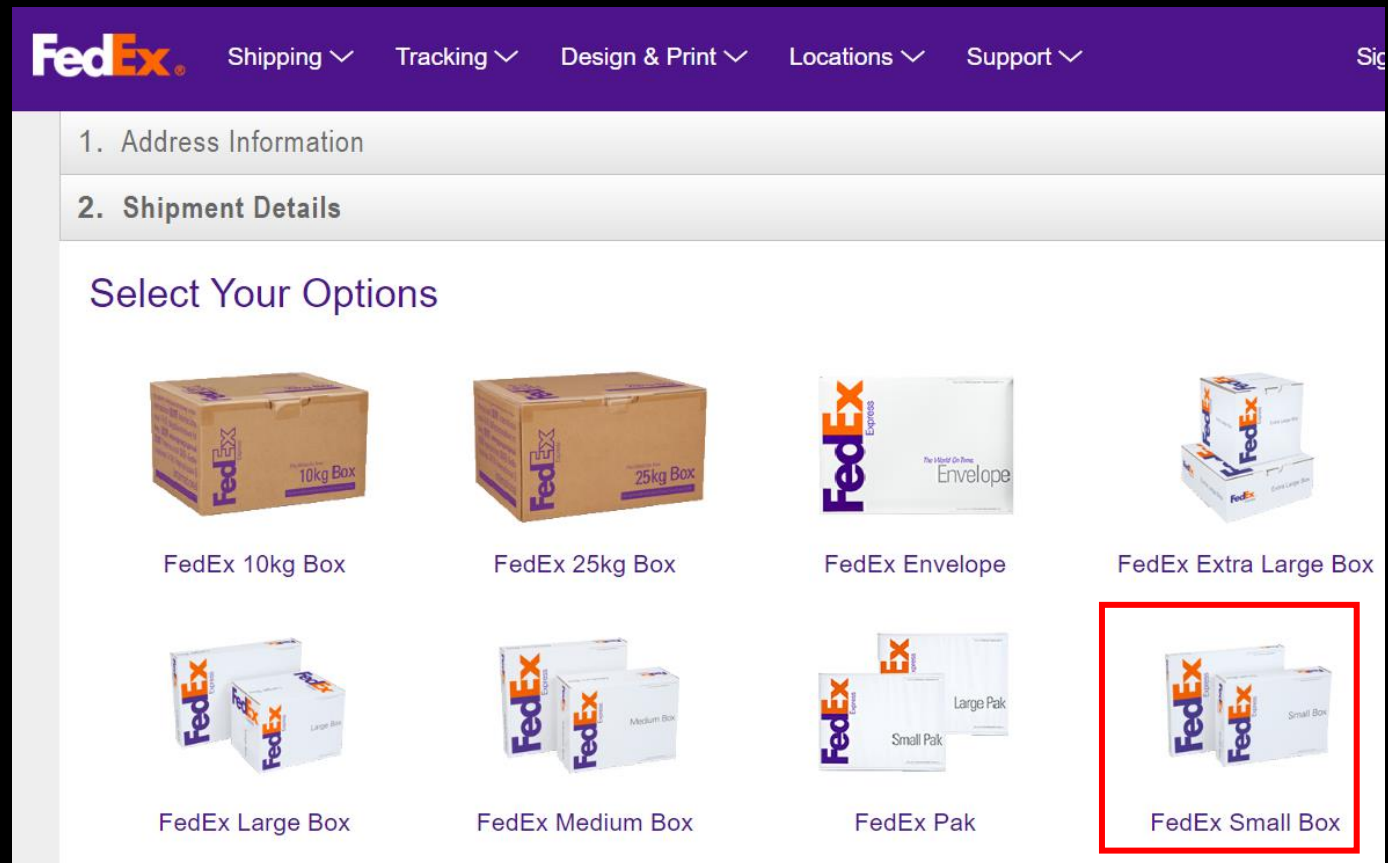


The screenshot shows the FedEx shipping form interface. At the top, there is a navigation bar with the FedEx logo and links for Shipping, Tracking, Design & Print, Locations, and Support. On the right side of the navigation bar, there are links for 'Sign Up or Log In' and a search icon. Below the navigation bar, the main heading reads 'Enter your (From) address and the recipient's (To) address.' The form is divided into two columns: 'From Address' and 'To Address'. The 'From Address' column contains fields for 'Your name' (Bill Jones), 'Company' (optional), 'Country / Location' (United States), 'Address' (123 Market Street), 'Apt, Floor, Suite, etc.. (optional)', 'ZIP' (28214), 'City' (CHARLOTTE), 'State' (North Carolina), 'Phone' (7041234567), 'Ext. (optional)', and 'Email notifications' (email@gmail.com). The 'To Address' column contains fields for 'Recipient name' (Dr. Bernd Wissinger), 'Company' (University Clinics Tubingen), 'Country / Location' (Germany), 'Address' (Elfriede-Aulhorn-Str. 5-7), 'Apt, Floor, Suite, etc.. (optional)', 'Postal code' (D-72076), 'City' (TUEBINGEN), 'Phone' (49707129807), 'Ext. (optional)', 'Email notifications' (optional), and 'Tax ID no./EORI' (optional). A link for 'Perform detailed address check' is located below the 'To Address' fields.

From Address		To Address	
Your name	Bill Jones	Recipient name	Dr. Bernd Wissinger
Company	(optional)	Company	University Clinics Tubingen
Country / Location	United States	Country / Location	Germany
Address	123 Market Street	Address	Elfriede-Aulhorn-Str. 5-7
	Apt, Floor, Suite, etc.. (optional)		Apt, Floor, Suite, etc.. (optional)
ZIP	28214	Postal code	D-72076
City	CHARLOTTE	City	TUEBINGEN
State	North Carolina	Phone	49707129807; Ext. (optional)
Phone	7041234567; Ext. (optional)	Email notifications	(optional) ?
Email notifications	email@gmail.com ?	Perform detailed address check	
		Tax ID no./EORI	(optional)

Sending Blood Samples to Dr. Wissinger

7. Select the FedEx Small Box.



The screenshot shows the FedEx website's shipping selection interface. At the top, there is a purple navigation bar with the FedEx logo and links for Shipping, Tracking, Design & Print, Locations, Support, and Sign In. Below the navigation bar, the page is divided into two main sections: "1. Address Information" and "2. Shipment Details". Under "2. Shipment Details", there is a heading "Select Your Options" followed by a grid of eight shipping options. Each option includes an image of the packaging and a label below it. The "FedEx Small Box" option is highlighted with a red rectangular border.

FedEx Shipping Tracking Design & Print Locations Support Sign In

1. Address Information

2. Shipment Details

Select Your Options

FedEx 10kg Box

FedEx 25kg Box

FedEx Envelope

FedEx Extra Large Box

FedEx Large Box

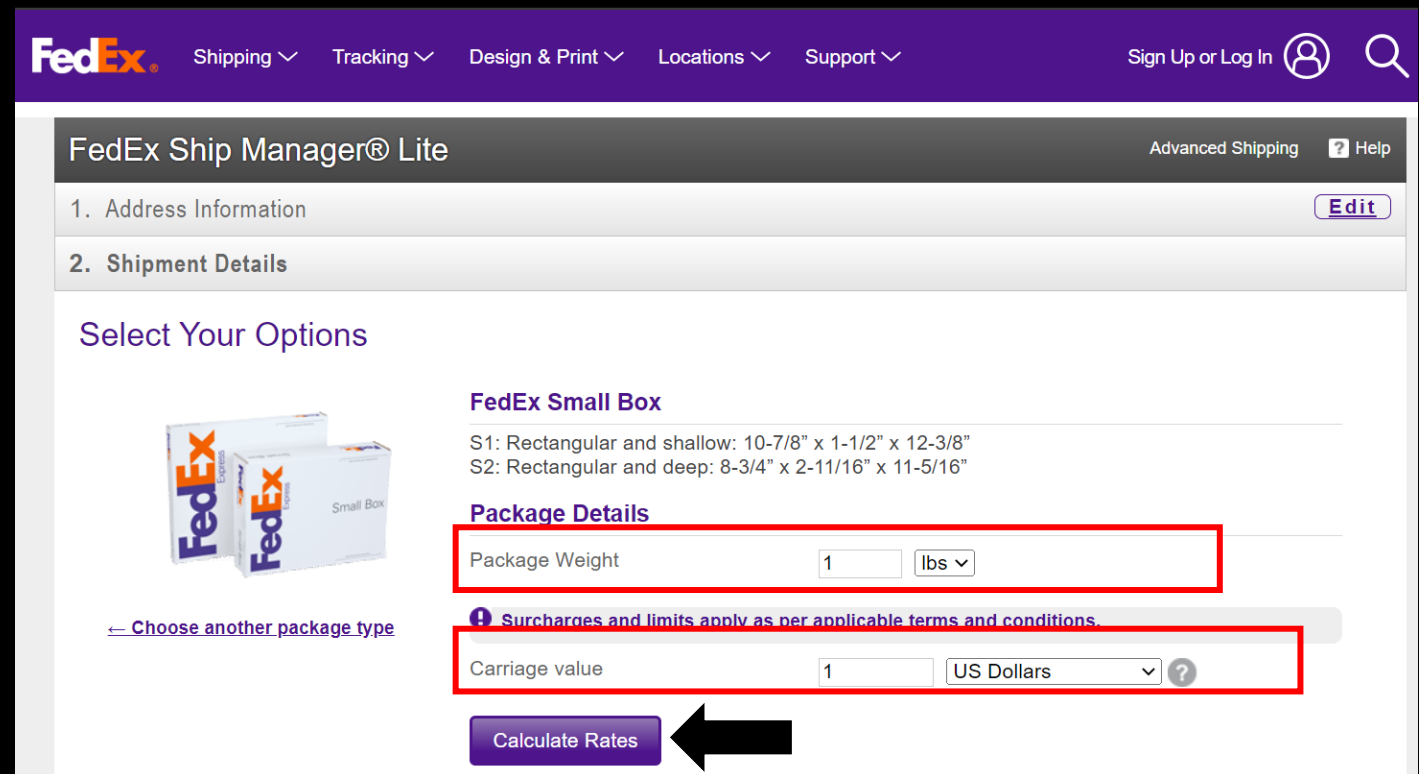
FedEx Medium Box

FedEx Pak

FedEx Small Box

Sending Blood Samples to Dr. Wissinger

8. Enter 1 lb for the Package Weight and \$1 for the Carriage Value and click the Calculate Rates button.




FedEx Ship Manager® Lite

Shipping Tracking Design & Print Locations Support Sign Up or Log In Help

1. Address Information [Edit](#)

2. Shipment Details

Select Your Options



[Choose another package type](#)

FedEx Small Box
S1: Rectangular and shallow: 10-7/8" x 1-1/2" x 12-3/8"
S2: Rectangular and deep: 8-3/4" x 2-11/16" x 11-5/16"

Package Details

Package Weight lbs

Surcharges and limits apply as per applicable terms and conditions.

Carriage value US Dollars

[Calculate Rates](#)

Sending Blood Samples to Dr. Wissinger

9. Select a Ship Date and Delivery Date. The price varies based on the ship date selected.

FedEx Shipping ▾ Tracking ▾ Design & Print ▾ Locations ▾ Support ▾

Select a delivery date, time and rate
Don't see your discounts? Please login to get account specific rates.

Ship Date

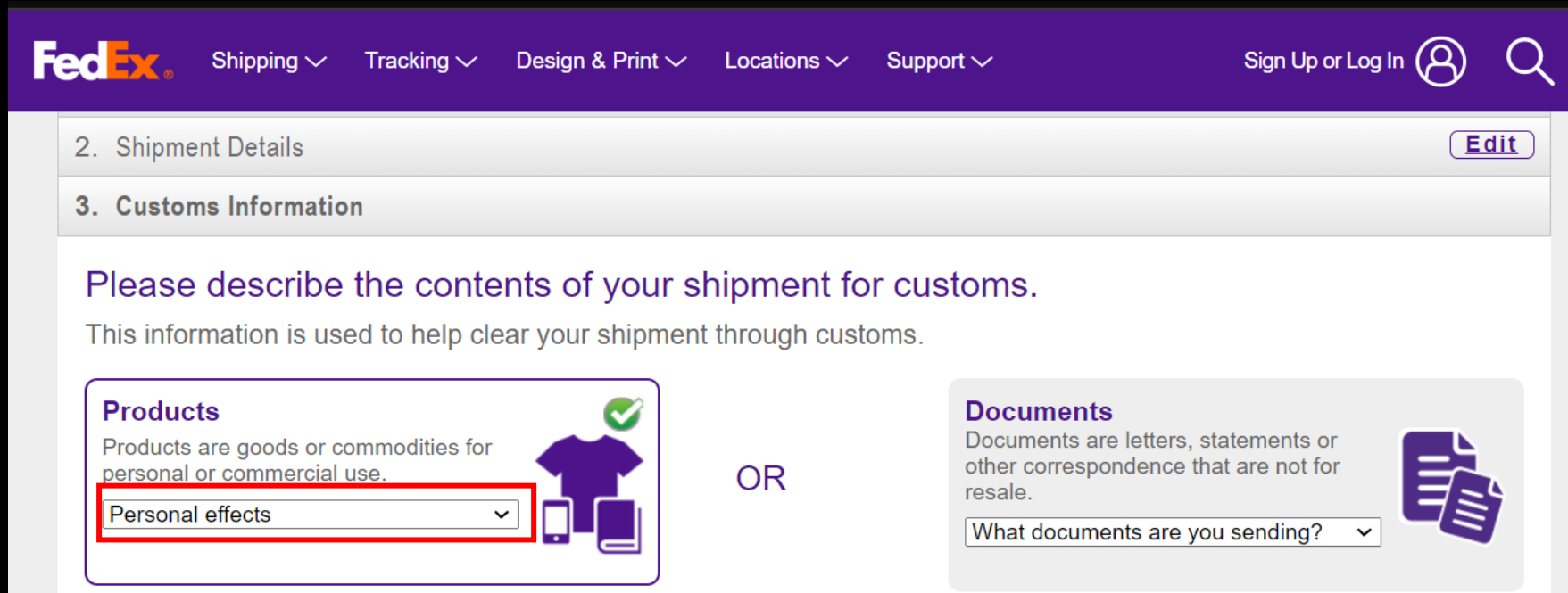
Delivery Date



Mon, Feb 27		Wed, Mar 01
\$230.32 by 10:00 AM FedEx International First®	\$174.27 by 12:00 PM International Priority®	\$167.61 by 6:00 PM FedEx International Economy®

Amounts are shown in USD

Sending Blood Samples to Dr. Wissinger

10. Select Personal effects for the type of Product.




FedEx Shipping ▾ Tracking ▾ Design & Print ▾ Locations ▾ Support ▾ Sign Up or Log In  

2. Shipment Details [Edit](#)

3. Customs Information

Please describe the contents of your shipment for customs.
This information is used to help clear your shipment through customs.

Products
Products are goods or commodities for personal or commercial use.
 

OR

Documents
Documents are letters, statements or other correspondence that are not for resale.

Sending Blood Samples to Dr. Wissinger

11. Enter Product details for the customs report and click Add Item.

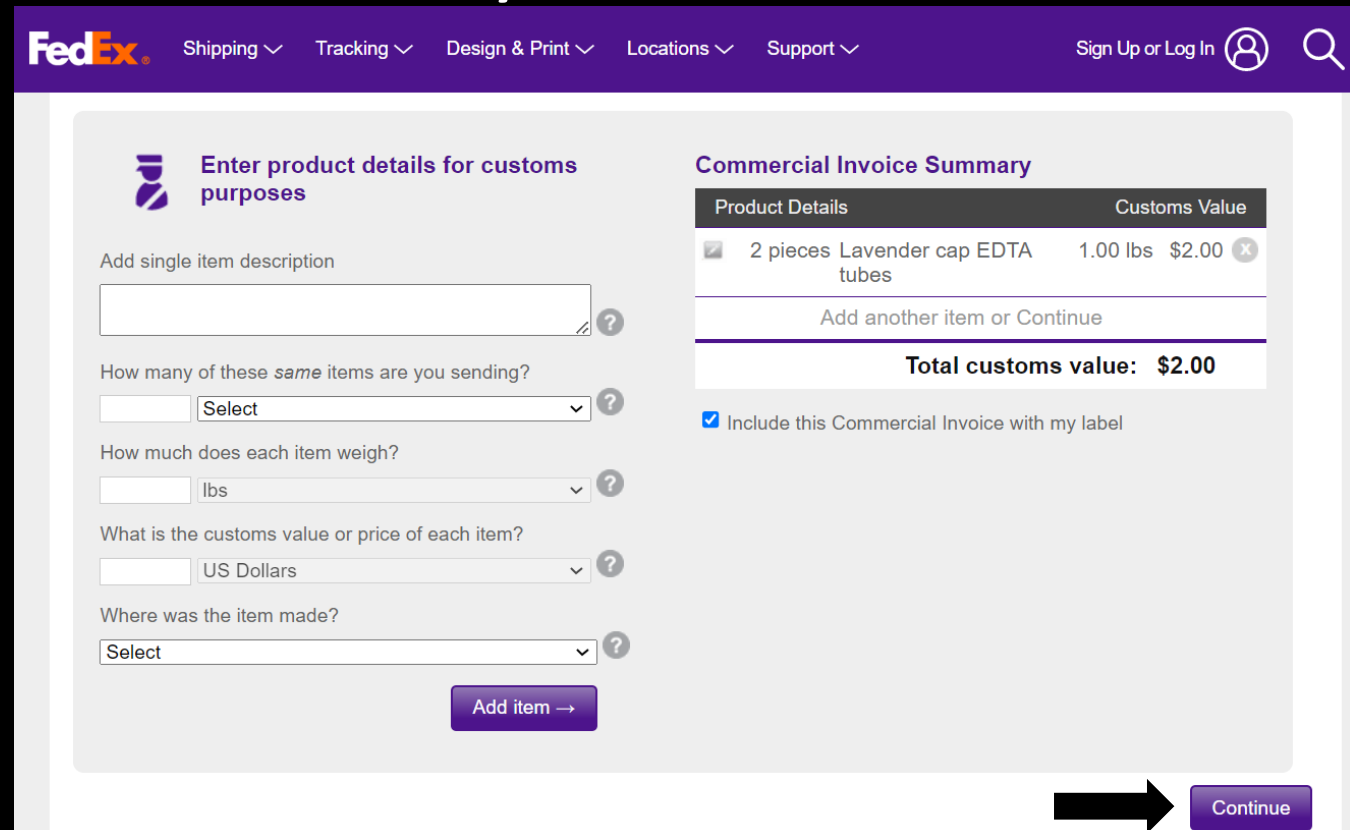
The screenshot shows the FedEx website's 'Enter product details for customs purposes' form. The form is titled 'Enter product details for customs purposes' and includes the following fields and options:

- Add single item description:** A text input field containing 'Lavender cap EDTA tubes'.
- How many of these *same* items are you sending?:** A quantity input field with '2' and a unit dropdown menu set to 'pieces'.
- How much does each item weigh?:** A weight input field with '.5' and a unit dropdown menu set to 'lbs'.
- What is the customs value or price of each item?:** A value input field with '1' and a unit dropdown menu set to 'US Dollars'.
- Where was the item made?:** A dropdown menu set to 'United States'.
- Add item →:** A purple button with a right-pointing arrow.

Black arrows point to the right of each input field and the 'Add item' button, indicating the focus of the instruction.

Sending Blood Samples to Dr. Wissinger

12. Click the Continue button to confirm the Commercial Invoice Summary



The screenshot shows the FedEx website interface for entering product details for customs purposes. The page is divided into two main sections: 'Enter product details for customs purposes' and 'Commercial Invoice Summary'.

Enter product details for customs purposes

Form fields include:

- Add single item description:
- How many of these *same* items are you sending?: Select
- How much does each item weigh?: lbs
- What is the customs value or price of each item?: US Dollars
- Where was the item made?: Select

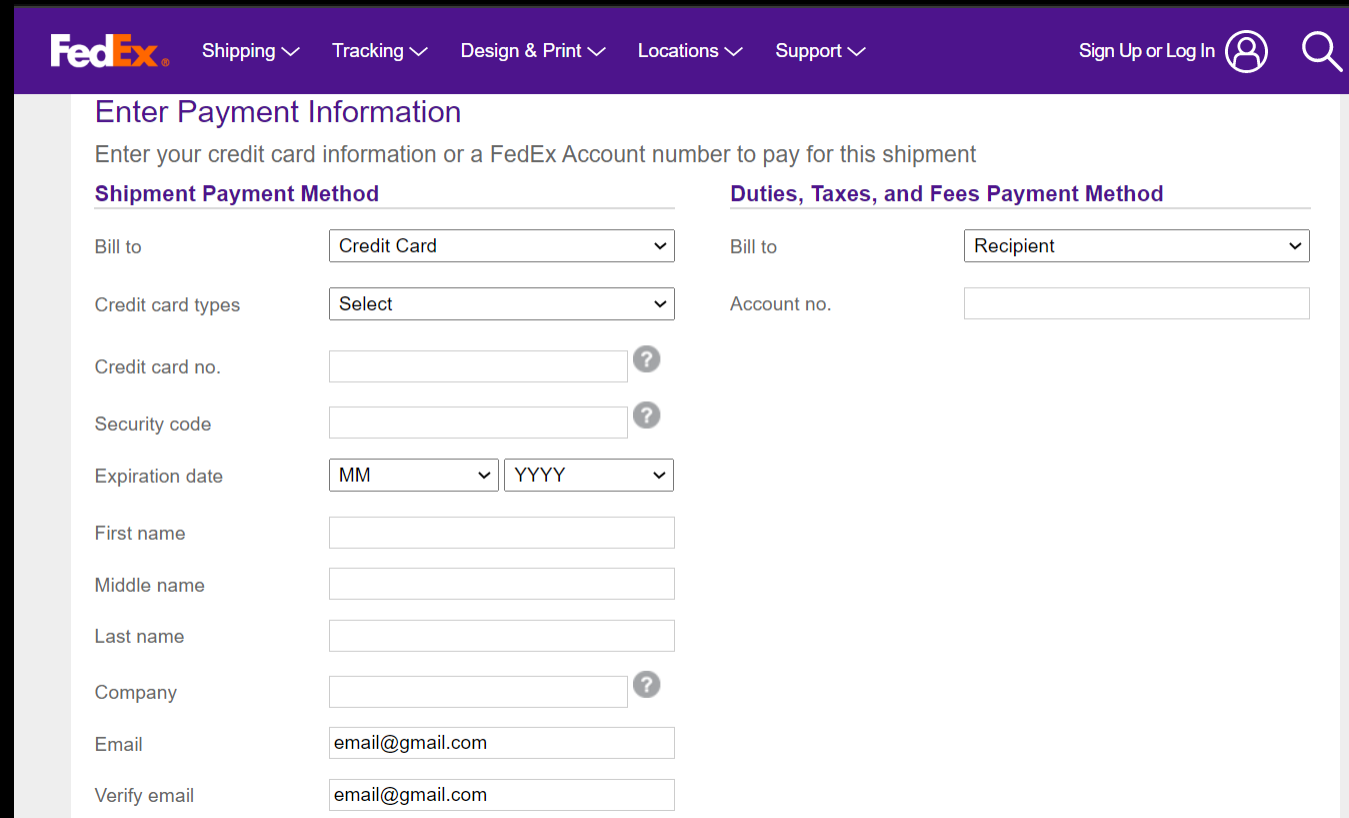
Commercial Invoice Summary

Product Details	Customs Value
<input checked="" type="checkbox"/> 2 pieces Lavender cap EDTA tubes	1.00 lbs \$2.00 <input type="button" value="x"/>
Add another item or Continue	
Total customs value: \$2.00	

Include this Commercial Invoice with my label

Sending Blood Samples to Dr. Wissinger

13. Enter Payment Method and click the Continue Button.



The screenshot shows the FedEx website's 'Enter Payment Information' form. The form is divided into two main sections: 'Shipment Payment Method' and 'Duties, Taxes, and Fees Payment Method'. The 'Shipment Payment Method' section includes fields for 'Bill to' (Credit Card), 'Credit card types' (Select), 'Credit card no.', 'Security code', 'Expiration date' (MM and YYYY), 'First name', 'Middle name', 'Last name', 'Company', 'Email' (email@gmail.com), and 'Verify email' (email@gmail.com). The 'Duties, Taxes, and Fees Payment Method' section includes fields for 'Bill to' (Recipient) and 'Account no.'. The form is set against a purple header with the FedEx logo and navigation links.

FedEx Shipping Tracking Design & Print Locations Support Sign Up or Log In

Enter Payment Information

Enter your credit card information or a FedEx Account number to pay for this shipment

Shipment Payment Method

Bill to: Credit Card

Credit card types: Select

Credit card no. [?]

Security code [?]

Expiration date: MM YYYY

First name []

Middle name []

Last name []

Company [?]

Email: email@gmail.com

Verify email: email@gmail.com

Duties, Taxes, and Fees Payment Method

Bill to: Recipient

Account no. []

Sending Blood Samples to Dr. Wissinger

14. Print the Customs Invoice Summary and the Shipping Label.
15. Attach the package sleeve to the box and insert your Shipping Label and Customs Invoice Summary.
16. Complete the other documents and take them with you to the Any Lab Test Now location.

Required Documents

Family Pedigree

Combined Consent Form

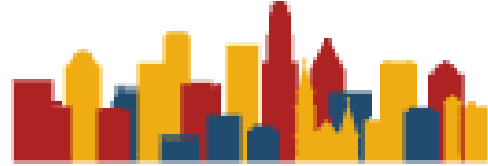
Consent Information Form

What to expect at Any Lab Test Now

- Take your FedEx box and the signed documents to your local lab.
- Instruct the staff that you need your child's blood drawn and shipped to a hospital in Germany via FedEx.
- You need 2×5 ml of venous blood in Lavender Cap EDTA tubes.
- They required me to show them documentation stating how much blood should be drawn and that a Doctor was requesting it.
- I showed them the paperwork I had and they accepted it.
- I informed them that I needed to include documents in the box along with the tubes and that it must be shipped today.
- They took my sons blood, added a cold pack and sealed the box with all my documents.
- FedEx picks up packages daily at each office.



 BCM
Families
Meeting


CHARLOTTE | April 29th 2023